

Parent Training - Register My Athlete Users

A dark blue diagonal graphic that starts from the bottom left corner and extends towards the top right corner, creating a triangular shape in the bottom right of the slide.

Go to www.registermyathlete.com and select Login

REGISTER MY ATHLETE.COM

HOME | CONTACT | LOGIN

Secure, Easy, Custom Solutions.

Login to Register

3540
Schools Served

926 550
Happy Customers

50
States Served

Cleaning Up Paperwork

RegisterMyAthlete is designed to streamline the process of student/athlete registration for students, parents, coaches and school administrators. From signing documents online to creating team rosters and tracking eligibility, RegisterMyAthlete provides a one-stop solution.

Click here

First time users will enter nothing, just click Create Account. Returning users – enter your user email and password and click Login. NOTE: Returning Users who have forgotten User Email/Password, there are instructions at the end of this document.

The screenshot shows a login page titled "Register My Athlete Login" with the subtitle "Parents. Coaches. Administrators." Below the title are two input fields: "Username or Email" and "Password". Each field has a "Forgot" link (e.g., "Forgot Email?", "Forgot Password?"). At the bottom of the form are three buttons: "Login", "Create Account", and "Athletic Training Check in?".

Callout boxes provide additional instructions:

- A callout pointing to the "Create Account" button says: "If you are new to registermyathlete, DO NOT enter a username or password, just click CREATE AN ACCOUNT".
- A callout pointing to the "Login" button says: "Enter your username and Password and click LOGIN if you have already created an account. Do not create another account! If you need assistance contact support at 435-213-1601".

First time users – Enter Parent Information

- ❖ The email you use will be your login
- ❖ Remember your password!
- ❖ You will need these each time you login
- ❖ Make sure to mark Parent, then click Submit

If you are a returning user you may be asked to update your information.

Account Creation

Emily _____
Steele _____

User Name (optional)
Used for logging in
emsteele@gmail.com

✓ Confirmed:
emsteele@gmail.com

✓ Emails match

Backup Email (Optional) _____
✓

.....
✓

.....
✓ Passwords match:
(435) 230 5639 Cell

Phone 2 (Optional) _____ Work

I would like to be able to receive communication via text messages.

Address

1234 Main street
Street 2 (Optional) _____

Logan Utah

84341 Time Zone

Security Questions

Mother's Maiden Name
EDWARD

First Pet's Nick Name
oscar

City Where You Were Born
BILLINGS

I will be using this software primarily as a(n):
 parent
 coach
 administrator

Once you have logged in/Created an account, click on the highlighted button

Where would you like to go today?



Parents

[Click here to start/complete athlete registrations](#)



Account Options

[Account Info](#)

[Account Credentials](#)

[Reset Password](#)

[Request Coach/Admin Account](#)

[Merge Another Account](#)

[Return to Tech Login](#)

[Manage Active Accounts](#)

[Authorized Partners](#)

[Logout](#)

Agree to terms, and submit



Athlete Registration



Terms of Use



Please carefully read these Terms and Conditions of Use. You must respond to the question at the end of this page in order to continue.

*Show / Hide Terms of Use and Privacy Policy

Show Hide

Do you agree to abide by these Terms of Use and Privacy Policy?

- I have read and agree to the Terms of Use and Privacy Policy.
 I DO NOT agree to the Terms of Use or Privacy Policy.

Submit

Agree to Terms and
click Submit

The first time you login,
you can learn about the site
with a quick tutorial, or you
can choose to not take the
tutorial.

From this main page you can register your student for a sport, at Start/Complete Registrations

The screenshot shows the 'Register My Athlete' website interface. The top navigation bar includes the 'REGISTER MY ATHLETE.COM' logo, the text 'Athlete Registration', and the 'Register My Athlete' title. On the right, there is a 'SPORTSLINE' logo and a shopping cart icon. The left sidebar contains icons for 'Accounts', 'Logout', 'Navigation', and 'Need Help?'. The main content area is divided into three sections: a 'Welcome Demo!' message, a 'What would you like to do?' menu, and an 'Announcements' table. The 'What would you like to do?' menu is circled in red and lists five options: 'Start/Complete Registrations', 'Athlete Information', 'Store', 'Messages', and 'Transfers'. The 'Announcements' table has columns for 'School', 'Date', and 'Announcement'. The 'Parent Toolbox' section on the right contains information about NCSA and D1SHORTLIST.

Accounts

Logout

Navigation

Need Help?

REGISTER MY ATHLETE.COM

Athlete Registration

Register My Athlete

SPORTSLINE

Welcome Demo!

What would you like to do?

- Start/Complete Registrations
- Athlete Information
- Store
- Messages
- Transfers

Announcements

School	Date	Announcement
Hug High School	01/05/2021	Good morning Hug Hawks. Although there is still some uncertainty with winter athletics we have star...
Hug High School	12/15/2020	Attention Class of 2021 Seniors: This is a reminder that this year's Hug Scholarships application...
Hug High School	11/19/2020	Reno Family Chiropractic (across the street from HUG) will do physicals for \$45!
Hug High School	11/18/2020	please get physicals ASAP CVS Minute clinic costs approx \$70 Saint Mary's urgent care \$40 Reno...
Hug High School	11/13/2020	Hello Parents, families and student athletes, If you haven't already done so (and if you need one f...
Hug High School	11/04/2020	Hello Parents and families, Please start getting the register my athlete process done (if you have...

Parent Toolbox

These Opportunities are for your information only and the companies listed are not endorsed by or affiliated with your school

NCSA
Next College Student Athlete™

Does your athlete want to compete in college?

D1SHORTLIST

College Ready Highlight Films

To Register for a sport, click Start/Complete Registrations under *What would you like to do?*



Accounts



Logout



Navigation



Need Help?

REGISTER MY ATHLETE.COM

Athlete Registration

SPORTSLINE SOFTWARE

Register My Athlete

Welcome Demo!

What would you like to do?

- Start/Complete Registrations
- Athlete Information
- Store
- Messages
- Transfers

Announcements

School	Date	Announcement
Hug High School	01/05/2021	Good morning Hug Hawks. Although there is still some uncertainty with winter athletics we have star...
Hug High School	12/15/2020	Attention Class of 2021 Seniors: This is a reminder that this year's Hug Scholarships application...
Hug High School	11/19/2020	Reno Family Chiropractic (across the street from HUG) will do physicals for \$45!
Hug High School	11/18/2020	please get physicals ASAP CVS Minute clinic costs approx \$70 Saint Mary's urgent care \$40 Reno...
Hug High School	11/13/2020	Hello Parents, families and student athletes, If you haven't already done so (and if you need one f...
Hug High School	11/04/2020	Hello Parents and families, Please start getting the register my athlete process done (if you have...

Parent Toolbox

These Opportunities are for your information only and the companies listed are not endorsed by or affiliated with your school

NCSA
Next College Student Athlete™

Does your athlete want to compete in college?

D1SHORTLIST

College Ready Highlight Films

What would you like to do?

- Start/Complete Registrations
- Athlete Information
- Store
- Messages
- Transfers

Now you can start a New Registration, Complete a Registration previously started, but not finished, or view a Complete registration.

The screenshot shows the 'Registration Management' page. On the left sidebar, there are icons for 'Accounts', 'Logout', 'Navigation', and 'Need Help?'. The main header includes the 'REGISTER MY ATHLETE.COM' logo, the text 'Athlete Registration', and the 'SPORTSLINE SOFTWARE' logo. A 'Back to Home' button is located below the header. A prominent red oval highlights a button that says 'Click Here to Start a New Registration'. Below this, a text instruction reads: 'Click "View/Complete Registration" below to continue working on your registration.' A table with a red border displays a list of registrations for the 2020-2021 season.

Date Started	Student	School	Sport	Status	Go to Registration
22 Dec 2020	Ethan Hunt	Hug High School	Baseball	Transfer Pending	View/Complete Registration
13 Jan 2021	Ethan Hunt	VNN Test School	Baseball	Not Complete	View/Complete Registration
13 Jan 2021	Ethan Hunt	VNN Test School	Boys Basketball	Ready For Tryouts	View/Complete Registration
23 Dec 2020	Ethan Hunt	Test School	Boys Golf	Not Complete	View/Complete Registration

Click "Click Here to Start a New Registration" to begin a new registration

The screenshot shows the 'Registration Management' page on the Register My Athlete website. The page features a dark blue header with the 'REGISTER MY ATHLETE.COM' logo, 'Athlete Registration' text, and 'SPORTSLINE SOFTWARE' logo. A navigation sidebar on the left includes 'Accounts', 'Logout', 'Navigation', and 'Need Help?'. The main content area has a 'Back to Home' button and a 'New Registration' section. A red oval highlights the button labeled 'Click Here to Start a New Registration'. Below this, a message instructs users to click 'View/Complete Registration' to continue. A table lists registration records for the 2020-2021 season.

Accounts

Logout

Navigation

Need Help?

REGISTER MY ATHLETE.COM

Athlete Registration

SPORTSLINE SOFTWARE

Registration Management

Back to Home

New Registration

Click Here to Start a New Registration

Click "View/Complete Registration" below to continue working on your registration.

2020-2021

Date Started	Student	School	Sport	Status	Go to Registration
22 Dec 2020	Ethan Hunt	Hug High School	Baseball	Transfer Pending	View/Complete Registration
13 Jan 2021	Ethan Hunt	VNN Test School	Baseball	Not Complete	View/Complete Registration
13 Jan 2021	Ethan Hunt	VNN Test School	Boys Basketball	Ready For Tryouts	View/Complete Registration
23 Dec 2020	Ethan Hunt	Test School	Boys Golf	Not Complete	View/Complete Registration

Step 1 – Select School

The screenshot shows the 'Registration Checklist' page on the Register My Athlete website. The page has a dark blue header with the 'REGISTER MY ATHLETE.COM' logo and 'Athlete Registration' text. The main content area is white with a light blue navigation bar containing buttons for 'Back to Home' and 'Go to Started Registrations'. Below this is a horizontal bar with five task boxes: 'Registration Started', 'Athlete Information', 'Pre Registration', 'Special Offers', and 'Registration Checklist'. The 'Select School' task box is highlighted in light red and contains a red box with a white arrow pointing to it and the text 'Click here'. To the right of the task boxes is a 'Registration Summary' table and a 'Key' section.

Accounts

Logout

Navigation

Need Help?

REGISTER MY ATHLETE.COM

Athlete Registration

SPORTSLINE SOFTWARE

Registration Checklist

Back to Home Go to Started Registrations

Registration Started Athlete Information Pre Registration Special Offers Registration Checklist

Click on each box to complete the required tasks
Help us find the requirements for your registration:

Not Complete Select School **Click here**

Registration Summary

Status	Not Complete
Actions	Print Registration Profile
School	-
City	-
Athlete	-
Grade	-
Year	-
Sport	-

Key

- Task is complete
- Task in progress
- Task to complete

If you have ever previously chosen a school you can select that school, and if you need to choose a different school, you can do that as well.

The screenshot displays the 'Registration Checklist' page on the Register My Athlete website. A modal window is open, titled 'Registration Checklist', with the instruction 'Please select the school where you would like to register.' The modal lists four schools with their respective logos: VNN Test School, AK; UHSAA Test School Bogus, UT; Hug High School Reno, NV; and Ohio Interscholastic Adaptive Sports (School) Wooster, OH. Below the list, there is a section for selecting a state (currently 'Utah') and a search bar labeled 'Search to add a different school...'. A 'Cancel' button is at the bottom of the modal. A speech bubble points to the modal with the text: 'You can now choose the school you are currently at or choose a different school if you are transferring, etc'. The background shows a navigation menu with 'Accounts', 'Logout', and 'Need Help?' options, and a 'Select School' checkbox on the main page.

Step 2 - Select Athlete

The screenshot shows the 'Registration Checklist' page. At the top, there are navigation buttons for 'Back to Home' and 'Go to Started Registrations'. Below this is a progress bar with five steps: 'Registration Started', 'Athlete Information', 'Pre Registration', 'Special Offers', and 'Registration Checklist'. The 'Registration Started' step is marked as complete with a checkmark, while the others are marked as incomplete with empty checkboxes. Below the progress bar, there is a section titled 'Click on each box to complete the required tasks' and 'Help us find the requirements for your registration:'. This section contains two task boxes: 'Select School' (marked as complete with a checkmark) and 'Select Athlete' (marked as incomplete with an empty checkbox). A red callout bubble points to the 'Select Athlete' box with the text 'The next step is to select your athlete'. To the right of the task boxes is a 'Registration Summary' table. Below the summary table is a 'Key' section that explains the status indicators: a checkmark for 'Task is complete', a minus sign for 'Task in progress', and an empty checkbox for 'Task to complete'.

Accounts

Logout

Navigation

Need Help?

REGISTER MY ATHLETE.COM

Athlete Registration

SPORTSLINE

Registration Checklist

Back to Home Go to Started Registrations

Registration Started Athlete Information Pre Registration Special Offers Registration Checklist

Click on each box to complete the required tasks
Help us find the requirements for your registration:

- Select School (Not Complete)
- Select Athlete (Not Complete)

The next step is to select your athlete

Registration Summary

Status	Not Complete
	Print Registration Profile
	VNN Test School
City	, AK
Athlete	-
Grade	-
Year	-
Sport	-

Key

- Task is complete
- Task in progress
- Task to complete

If your athlete is already in the system, select them. Otherwise you will need to add them into the system.

Accounts

Logout

Navigation

Need Help?

REGISTER MY ATHLETE.COM

Athlete Registration

SPORTSLINE SOFTWARE

Registration Checklist

Back to Home Go to Started Registrations

Registration Started Athlete Information Pre Registration Special Offers Registration Checklist

Click on each box to complete the required tasks
Help us find the requirements for

Select School
Not Complete

Select Athlete
Not Complete

Registration Checklist

Please select the athlete that will be registering

Ethan Hunt
 Steve Rogers

Use Selected Athlete

-OR-

Add New Athlete

Cancel

You can use an athlete you have already added, or add a new athlete.

Year

Sport

Key

- Task is complete
- Task in progress
- Task to complete

Enter athlete information

REGISTER MY ATHLETE.COM Athlete Registration

SPORTSLINE

Add a New Athlete

Cancel

*Full Legal Name (first middle last)
Mary Steele (As found on a legal document such as a birth certificate, passport, etc.)

Suffix
(None) (Jr., 3rd, etc.)

*Documentation
(Birth Certificate) (The document that has the full legal name)

*Date Of Birth
04/12/2001 MM/DD/YYYY

*First Name
Mary

Middle Name

*Last Name
Steele

*Gender
(Female)

*Address
1234 Main street

Address 2

*City
Logan

*State
(Utah)

*Zip
84341

Email





*Home Phone
(435) 230-5639

Cell Phone

Receive communication via text messages?
 Yes No

Show phone on team contact list?
 Yes No

Please search and select the primary school at which this athlete will play sports.
(Utah)

Ridge		
	Northridge High School	Layton, UT
	West Ridge Academy	West Jordan, UT
	Skyridge High School	Lehi, UT
	Ridgeline High School	Milville, UT

This is where you will enter in all of your athlete's information. You only have to do this once!

your information up-to-date. If any information changes I will update it within 2 weeks.

Step 3 – Select Year/Sport

Accounts

Logout

Navigation

Need Help?

REGISTER MY ATHLETE.COM

Athlete Registration

Registration Checklist

Back to Home Go to Started Registrations

Registration Started Athlete Information Pre Registration Special Offers Registration Checklist

Click on each box to complete the required tasks
Help us find the requirements for your registration:

- Select School**
Not Complete
- Select Athlete**
Not Complete
- Select Year/Sport**
Not Complete

Click here

Registration Summary

Status	Not Complete
Actions	Print Registration Profile
School	VNN Test School
City	, AK
Athlete	Ethan Hunt
Grade	-
Year	-
Sport	-

Key

- Task is complete
- Task in progress
- Task to complete

Make sure to choose the correct year! This cannot be changed!

The screenshot displays the Sportsline Software interface. On the left is a dark blue sidebar with icons for Accounts, Logout, Navigation, and Need Help?. The top header shows 'VNN Test School' and 'Sport Selection'. The main content area has a 'Back' button and a title 'Sport Selection'. Below the title is a form with the question 'What academic year will you be registering for?'. A dropdown menu is open, showing '-Select-' and '2020-2021'. A red speech bubble points to the '2020-2021' option with the text 'Make sure to select the correct year'.

Choose the sport



Accounts



Logout



Navigation



Need Help?

VNN Test School

Sport Selection



[Back](#)

[Why is my sport not showing?](#)

Sport Selection

What academic year will you be registering for?

2020-2021 (Grade: 11)

Please select the sport(s) that you would like to register for during the selected academic year.

- Boys Track
- Girls Basketball
- Girls Track
- Spirit line
- Student Council
- Unified Soccer
- Wrestling

[Submit](#)

If the grade is wrong, you can change that on the athlete profile by clicking navigation, athlete's name, and then edit the Athlete profile

Select the sport. If you do not see your sport contact Support or your school.

Confirm your Registration

The screenshot shows a web application interface for 'VNN Test School' with a 'Sport Selection' page. A modal dialog box titled 'Confirm Selection' is overlaid on the page, circled in red. The modal contains the following information:

School VNN Test School
City , AK
Athlete Hunt, Ethan
Grade 11
Year 2020-2021
Sport(s) Boys Track

Please verify that you have selected the correct school, athlete, and sport(s).

After this point, we will gather the requirements to complete this registration, and you will not be able to change these previous selections.

Buttons:

The background page shows a sidebar with 'Accounts', 'Logout', 'Navigation', and 'Need Help?' options. The main content area includes a 'Back' button, a link 'Why is my sport not showing?', and a dropdown menu for 'What academic year will you be registering for?' set to '2020-2021 (Grade: 11)'. Below this is a list of sports with checkboxes: Boys Track (checked), Girls Basketball, Girls Track, Spirit line, Student Council, Unified Soccer, and Wrestling. A 'Submit' button is at the bottom of the list.

Step 4 – Guardian informa

- ❖ Your first registration you will need to enter in all the information
- ❖ It will auto fill for you to check each registration after that

The dashboard features a dark blue header with the VNN Test School logo and a 'Registration Checklist' title. Below the header are navigation buttons for 'Back to Home' and 'Go to Started Registrations'. A progress bar shows four stages: 'Registration Started' (complete), 'Athlete Information' (in progress), 'Pre Registration' (not complete), 'Special Offers' (not complete), and 'Registration Checklist' (not complete). A 'Need Help?' button is at the bottom left. The main content area includes a 'Registration Summary' table and a 'Key' section.

Registration Checklist

- Registration Started
- Athlete Information
- Pre Registration
- Special Offers
- Registration Checklist

Click on each box to complete the required tasks
Add/Update information about your athlete:

- Update Athlete Info
- Update Guardian Info
- Update Insurance
- Update Medical Info

Registration Summary

Status	Not Complete
Actions	Print Registration Profile
School	VNN Test School
City	, AK
Athlete	Hunt, Ethan
Grade	11
Year	2020-2021
Sport	Boys Track

Key

- Task is complete
- Task in progress
- Task to complete

The form is titled 'Guardian Info' and asks the user to 'Please verify/update your guardian information'. It contains two sections for Guardian 1 and Guardian 2, each with fields for personal and contact information. Radio buttons allow the user to select the guardian's relationship to the student and whether their phone should be on the team contact list. A 'Save' button is at the bottom.

Guardian 1

*First Name: Tom
Middle Initial:
*Last Name: Hunt
*Address: Center
*City: Logan
*State: Utah
*Zip: 12345
*Day Phone: (123) 456-7890
Night Phone:
*Email: demo@msa.com

*This guardian is the student's: Father Mother Legal Guardian
Show guardian(s) phone on team contact list: Yes No

Guardian 2

First Name: Abigail
Middle Initial:
Last Name: Cruise
Address: Center St.
City: Logan
State: Utah
Zip: 12345
Day Phone: (123) 456-7890
Night Phone:
Email: missionimpossible@Hunt.com

This guardian is the student's: Father Mother Legal Guardian

Emergency Contact (*must be different than the guardian)

*Name: Benj
*Relationship to Athlete: Best Friend
*Day Phone: (567) 891-2340
Night Phone:

Step 5 – Insurance Information

- ❖ Your first registration you will need to enter in all the information
- ❖ It will auto fill for you to check each registration after that

VNN Test School **Registration Checklist**

Accounts Logout

Navigation Need Help?

Back to Home Go to Started Registrations

Registration Started Athlete Information Pre Registration Special Offers Registration Checklist

Click on each box to complete the required tasks
Add/Update information about your athlete:

- Update Athlete Info
- Update Guardian Info
- Update Insurance
- Update Medical Info

Registration Summary

Status	Not Complete
Actions	Print Registration Profile
School	VNN Test School
City	, AK
Athlete	Hunt, Ethan
Grade	11
Year	2020-2021
Sport	Boys Track

Key

- Task is complete
- Task in progress
- Task to complete

VNN Test School **Ethan's Insurance Info**

Accounts Logout

Navigation Need Help?

Cancel

Primary Insurance

*Holder's First Name Tom

*Holder's Last Name Hunt

*Holder's Employer BMF

*Employer's Phone (987) 652-3410

*Insurance Company Cruise Foundation

*Insurance Group Number 458789

Insurance Member Number 125478

Insurance Policy Number 983458

Insurance Effective Date 10/05/2012

Secondary Insurance

Holder's First Name

Holder's Last Name

Holder's Employer

Employer's Phone

Insurance Company

Insurance Group Number

Insurance Member Number

Insurance Policy Number

Hospital

Hospital Preference Hotel Room

*Verify Insurance I verify this athlete is covered by this insurance and I confirm the information provided is correct and valid.

Save

Step 6 – Medical Information

- ❖ Your first registration you will need to enter in all the information
- ❖ It will auto fill for you to check each registration after that

VNN Test School Accounts Logout

Registration Checklist

Back to Home Go to Started Registrations

Registration Started Athlete Information Pre Registration Special Offers Registration Checklist

Click on each box to complete the required tasks
Add/Update information about your athlete:

- Update Athlete Info
- Update Guardian Info
- Update Insurance
- Update Medical Info

Registration Summary

Status	Not Complete
Actions	Print Registration Profile
School	VNN Test School
City	.AK
Athlete	Hunt, Ethan
Grade	11
Year	2020-2021
Sport	Boys Track

Key

- Task is complete
- Task is in progress
- Task to complete

VNN Test School Accounts Logout

Medical Information for Ethan

Back View Past Conditions

Doctor's Information

Doctor's Name	Dr. Nielsen
Doctor's Phone	(317) 456-7894

Do any of the following apply to Ethan?

- Allergies Yes No Please Explain:
- Asthma Yes No
- Carry an Epi-pen Yes No
- Diabetes Yes No
- Epilepsy Yes No
- Head/Neck or Back Injuries Yes No
- Hearing Loss Yes No
- Heart Condition Yes No
- Inhaler Yes No
- Kidney Condition Yes No
- Medical Conditions/Injuries Yes No
- Other Significant Injuries Yes No
- Previous Concussions Yes No
- Previous Heat Related Problems Yes No
- Previous Medical Conditions Yes No
- Previous Significant Injuries Yes No
- Severe Headaches Yes No
- Sickle Cell Anemia Yes No
- Sickle Cell Trait Yes No
- Take OTC/Prescription Medication Yes No
- Vision Loss Yes No

Other Medical Concerns

Save

Step 7 - Schools that use a transfer system of any kind will have a questionnaire to fill out, if not you will not have this step. If you are a Transfer student, you will be directed to steps to complete the transfer process before you can proceed with your registration

Accounts

Logout

VNN Test School

Registration Checklist

Back to Home | Go to Started Registrations

Registration Started | Athlete Information | Pre Registration | Special Offers | Registration Checklist

Click on each box to complete the required tasks

Pre-Registration Requirements:

Not Complete School Questionnaire

Registration Summary

Status	Not Complete
Actions	Print Registration Profile
School	VNN Test School
City	,AK
Athlete	Hunt, Ethan
Grade	11
Year	2020-2021
Sport	Boys Track

Key

- Task is complete
- Task in progress
- Task to complete

Step 8 – Additional Opportunities gives athletes and parents a chance to sign up for other services

Accounts VNN Test School **Registration Checklist** Logout

Back to Home Go to Started Registrations

Registration Started Athlete Information Pre Registration Special Offers Registration Checklist

Click on each box to complete the required tasks

Special Offers:

Additional Opportunities
Not Complete

Registration Summary

Status	Not Complete
Actions	Print Registration Profile
School	VNN Test School
City	, AK
Athlete	Hunt, Ethan
Grade	11
Year	2020-2021
Sport	Boys Track

Key

- Task is complete
- Task in progress
- Task to complete

Accounts VNN Test School Logout

Back These Additional Opportunities are for your information only and the companies listed are not affiliated with

Ethan wants to compete in college and receive a FREE recruiting profile.
 Yes No

Continue

Step 9 - Registration Checklist



Accounts




Logout



Navigation



Need Help?



VNN Test School



Registration Checklist



[Back to Home](#) [Go to Started Registrations](#)

<input checked="" type="checkbox"/> Registration Started	<input checked="" type="checkbox"/> Athlete Information	<input checked="" type="checkbox"/> Pre Registration	<input type="checkbox"/> Registration Checklist
--	---	--	---

Click on each box to complete the required tasks

Registration Checklist:

- Electronic Documents Not Complete 5
- Physical Documents Not Complete 5
- School Fees Not Complete 2

Registration Summary

Status	Not Complete
Actions	Print Registration Profile
School	Test School
City	Bogus, UT
Athlete	Hunt, Ethan
Grade	10
Year	2020-2021
Sport	Boys Golf

Key

<input checked="" type="checkbox"/>	Task is complete
<input type="checkbox"/>	Task in progress
<input type="checkbox"/>	Task to complete

If your school has electronic documents, you will need to read the documents and agree to them.

Test School Electronic Documents

Back to Checklist

Electronic Documents Final E-Signature Physical Documents School Fees

Please click on each section and complete each step.
(All changes are automatically saved.)

Concussion Form Not Complete

Steps	Action	Status
1. Please click "Read" and read this document. (The questions will become available after the document is read.) (All changes are automatically saved.)	Read	Not Complete

medical release Not Complete

Register Not Complete

Student Handbook Not Complete

Test Doc 1 Not Complete

Back to Checklist Previous Next Step

Click read to open document

1.

Test School Electronic Documents

Back to Checklist Cancel I have read the document

Final E-Signature Physical Documents School Fees

Please click on each section and complete each step.
(All changes are automatically saved.)

Concussion Form Not Complete

1. Please click "Read" and read this document.
(The questions will become available after the document is read.)
(All changes are automatically saved.)

medical release Not Complete

Register Not Complete

Student Handbook Not Complete

Test Doc 1 Not Complete

Back to Checklist Previous Next Step

I have read the document

Select I have read the document when done

2.

Test School Electronic Documents

Back to Checklist

Electronic Documents Final E-Signature Physical Documents School Fees

Please click on each section and complete each step.
(All changes are automatically saved.)

Concussion Form Not Complete

Steps	Action	Status
1. Please click "Read" and read this document.	Read	Complete
2. Please respond to the following: Please check that you agree to this document: <input type="radio"/> I agree What is your favorite color? <input type="radio"/> red <input type="radio"/> yellow <input type="radio"/> blue Submit		Not Complete

medical release Not Complete

Register Not Complete

Student Handbook Not Complete

Test Doc 1 Not Complete

Back to Checklist Previous Next Step

Agree to the document

Answer any questions

3.

After reading and agreeing to documents and answering any document questions, the parent and athlete will need to e-sign. Click submit when done.

The screenshot shows a web application interface for 'Final E-Signature'. The top navigation bar includes 'Test School' and 'Final E-Signature'. A sidebar on the left contains icons for Accounts, Logout, Navigation, and Help. The main content area features a progress bar with four sections: 'Electronic Documents' (checked), 'Final E-Signature' (unchecked), 'Physical Documents' (unchecked), and 'School Fees' (unchecked). Below the progress bar, a message states: 'Please click on each section and complete each step. (All changes are automatically saved.)'. The 'Final E-Signature' section is expanded, showing a table with columns for 'Steps', 'Action', and 'Status'. Two rows are visible, both with a 'Not Complete' status. The first row is for the 'Final E-sign Legal Guardian Agreement', which includes a checkbox, a description of the agreement, and an 'E-Sign' button. The second row is for the 'Final E-sign Student Agreement', which also includes a checkbox, a description, and an 'E-Sign' button. At the bottom of the section, there is a 'Submit' button and another note: '(All changes are automatically saved.)'. At the very bottom of the page, there are three buttons: 'Back to Checklist', 'Previous', and 'Next Step'.

Accounts

Test School Final E-Signature

Back to Checklist

Electronic Documents Final E-Signature Physical Documents School Fees

Please click on each section and complete each step.
(All changes are automatically saved.)

Final E-Signature Not Complete

Steps	Action	Status
<p>Please respond to the following:</p> <p>Final E-sign Legal Guardian Agreement</p> <p><input type="checkbox"/> I am the parent or legal guardian of this athlete, and I fully accept and agree to the terms of participation as outlined in the registration documents and corresponding questions.</p> <p>The parent/legal guardian will please e-sign to this agreement.</p> <p>Legal Guardian E-Sign Please E-Sign by typing your name exactly as it appears here: Tom Hunt</p> <p>Tom Hunt <input type="button" value="E-Sign"/></p>		Not Complete
<p>Final E-sign Student Agreement</p> <p><input type="checkbox"/> As an athlete, I fully accept and agree to the terms of participation as outlined in the registration documents.</p> <p>The student will please e-sign to this agreement.</p> <p>Student E-Sign Please E-Sign by typing your name exactly as it appears here: Ethan Hunt</p> <p>Ethan Hunt <input type="button" value="E-Sign"/></p>		

(All changes are automatically saved.)

Back to Checklist Previous Next Step

If your school uses uploaded physicals, report cards, etc., you will upload them here.

- ❖ All pages must be in one file
- ❖ File must be a PDF or JPEG
- ❖ You can take pics and login with your phone - you MUST use the google chrome app on a mobile device - and add the documents that way as well

Accounts

Logout

Navigation

Need Help?

Test School

Physical Documents

SPORTSLINE

Back to Checklist

Electronic Documents

Final E-Signature

Physical Documents

School Fees

Please click on each section and complete each step.
(All changes are automatically saved.)

> Test Doc 1 Not Complete

> Test New Requirement Not Complete

> Test new requirements Not Complete

▼ Test Start Now11 Not Complete

Please submit to AD in room 124

Steps	Action	Status
1. Download/print this form	Download	Not Complete
2. Complete and upload the form	Upload Complete Form	Not Complete
3. School administrator verifies the upload	Wait for admin verification	Not Complete

(All changes are automatically saved.)

> Test Start Now22 Not Complete

Back to Checklist Previous Next Step

School must approve all uploads

- ❖ Physical will say Pending Verification until a school Admin approves it
- ❖ Registration will say Not Complete until the Admin approves physicals and other uploads

The screenshot shows a user interface for a school management system. The top navigation bar includes 'test School' and 'Physical Documents'. A sidebar on the left contains icons for 'Accounts', 'Logout', 'Navigation', and 'Need Help?'. The main content area has a 'Back to Checklist' button and three tabs: 'Electronic Documents' (checked), 'Final E-Signature' (checked), 'Physical Documents' (unchecked), and 'School Fees' (unchecked). Below the tabs, a message states: 'Please click on each section and complete each step. (All changes are automatically saved.)'. A list of document items is shown, each with an 'In Progress' status: 'Test Doc 1', 'Test New Requirement', 'Test new requirements', and 'Test Start Now11'. A table below lists 'Uploaded Documents' with columns for 'Status' and 'Dates'. One entry is highlighted with a red box: 'View Upload' (button), 'Pending Approval' (status), 'Upload Date: 22 Jan 21'. Below this is a 'Steps' table with columns for 'Steps', 'Action', and 'Status':

Steps	Action	Status
1. Download/print this form	Download	Complete
2. Complete and upload the form	Replace Uploaded Form	Complete
3. School administrator verifies the upload	Wait for admin verification	Pending Approval

(All changes are automatically saved.)

After the school admin approves all uploads, you are Complete for Tryouts!

The screenshot shows a web interface for a school named "VNN Test School". The page title is "Physical Documents". On the left, there is a sidebar with icons for "Accounts", "Logout", "Navigation", and "Need Help?". The top right corner features the "SPORTSLINE SOFTWARE" logo and a shopping cart icon. A progress bar at the top shows five steps: "Electronic Documents" (checked), "Custom Questions" (checked), "Final E-Signature" (checked), "Physical Documents" (checked), and "School Fees" (unchecked). Below the progress bar, a message reads: "Please click on each section and complete each step. (All changes are automatically saved.)". The main content area is titled "Physical Form" and includes a "Complete" button. It contains a table with one row of data:

Uploaded Documents	Status	Dates
View Upload	Approved	Upload Date: 13 Jan 21 Approval Date: 13 Jan 21 Issue Date: 13 Jan 21 Expiration Date: 13 Jan 22

Below the table, there is a message: "This upload is complete." followed by an "Upload A New Document" button. At the bottom of the page, there are three buttons: "Back to Checklist", "Previous", and "Next Step".

If your school requires fees you'll need to pay those. Fees are not required to pay before tryouts.

Accounts

Test School

School Fees

Logout

Navigation

Need Help?

Back to Checklist

Electronic Documents Final E-Signature Physical Documents School Fees

Please click on each section and complete each step.
(All changes are automatically saved.)

School Fees **Not Required Before Tryouts** Not Complete

Click "Add to Cart" for each fee you would like to pay at this time.
Then, click "Proceed to Checkout" to pay the selected fees.
If you are planning on purchasing any items at your school store, you may want to add those items to your cart as well before checking out.

55

Fee Name	Amount	Status	Add to Cart
Fee 1 Test	\$10.00	Not Complete	Add to Cart
Registration Fee For Boys Golf	\$10.00	Not Complete	Add to Cart

Some Items Selected Just For You	Amount	Image	Add To Cart
Team Logo Sticker	10.00	N/A	Add to Cart
test item 123	2345.67	N/A	Add to Cart
test 4567	34.45	N/A	Add to Cart
School Hat	50.00	N/A	Add to Cart
General Item	30.00	N/A	Add to Cart

View More Items In the store: View Store

Proceed to Checkout

Back to Checklist Previous Next Step

If you ever need to make changes to your athlete's profile due to...

- ❖ Incorrect name or grade in school
- ❖ Incorrect graduation year
- ❖ Guardian, Insurance, or Medical information
- ❖ Emergency Contact information

1. Click Athlete Information
2. Click on your athlete's name

The screenshot shows the 'Register My Athlete' website interface. On the left sidebar, the 'Athlete Information' link is highlighted with a red box. A red speech bubble with the text 'Click here' points to this link. The main content area displays a table of announcements for Hug High School.

	Date	Announcement
Start/Complete Registrations	01/05/2021	Good morning Hug Hawks. Although there is still some uncertainty with winter athletics we have star...
Hug High School	12/15/2020	Attention Class of 2021 Seniors: This is a reminder that this year's Hug Scholarships application...
Hug High School	11/19/2020	Reno Family Chiropractic (across the street from HUG) will do physicals for \$45!
Hug High School	11/18/2020	please get physicals ASAP CVS Minute clinic costs approx \$70 Saint Mary's urgent care \$40 Reno...
Hug High School	11/13/2020	Hello Parents, families and student athletes, If you haven't already done so (and if you need one f...
Hug High School	11/04/2020	Hello Parents and families, Please start getting the register my athlete process done (if you have...

Athlete Profile Page

Here you can:

- ❖ View current registrations
- ❖ View and edit Athlete info

Accounts

Logout

Navigation

Need Help?

SPORTSLINE.com

Athlete Registration

Athlete Management

Back to Home

New Athlete

Click Here to Create a New Athlete

Click an athlete's name to view their profile

Ethan Hunt	Steve Rogers
<u>School(s)</u> VNN Test School Ohio Interscholastic Adaptive Sports (School) Hug High School Test School	<u>School(s)</u> VNN Test School Test School

Select your athlete

Accounts

Logout

Navigation

Need Help?

HUG HAWKS

Hug High School

Ethan Hunt's Profile

Back to Home

New Registration

Note that this information is unique to the school where you are registering.

Select a row to view a registration or team.

Registrations	2020-2021	Teams	2020-2021
Baseball	Transfer Pending	Ethan is on no teams for the 2020-2021 year.	

Athlete Options

Fees Paid	View a summary of fees paid for registrations
Eligibility	View this athletes current academic eligibility.
View Documents Signed	Summary of the e-signatures given for this athlete.
Injury Reports	View reported injuries for this athlete.

Athlete Profile

Click on a subject to view/edit it [Show All](#)

- User Information
- Athlete Summary
- Medical Information
- Primary Insurance
- Secondary Insurance
- Guardian 1
- Guardian 2
- Emergency Contact

The Athlete Summary is where you edit athlete info. Click on any of the other gray bars to edit guardian, insurance, medical, or emergency contact info. Click “Click Here to Edit” to change information

The screenshot shows the SportsLine website interface for Hug High School. The main content area displays the profile for Ethan Hunt. The 'Athlete Summary' section is highlighted with a red box, and a callout bubble points to the 'Click Here to Edit (Last Updated 12/22/2020)' link. Below this, a table lists various athlete information fields.

Athlete Summary	
Full Legal Name	Ethan Hunt
Documentation	Birth Certificate
Physical Address	Center St.
Email	
Cell Phone	(098) 765-4321
Home Phone	(123) 456-7890
Gender	Male
Date Of Birth	10/01/2003
Grade	
Graduation Year	
Student ID	
Show phone on contact list	No
Admin Notes	

Returning Users: If you have forgotten your User Email, Click Forgot Email? Enter your first and last name and phone number, then answer the Security questions to get your User Email. If you still need assistance, email support@registermyathlete.com with the name of your athlete and the school they attend and ask for assistance with your user email.

Register My Athlete

Parents. Coaches. Administrators.

Username or Email

Password

Login

Trouble Logging In?

Create Account

Athletic Training Check in?

Click here

Account Recovery

Forgot Email?

Email Recovery

Forgot Password?

Password Reset

Not sure where to start?

Start Account Recovery

Back To Login

Account Recover Recovery

Let's try to look up your account details.

First Name

First Name

Last Name

Last Name

Phone

Phone Number

Lookup Account

Cancel

If you have forgotten your Password, Click Forgot Password, use your email or phone number. If you use your phone number you will get a code texted to you to help you get logged in. If you still need assistance, email support@registermyathlete.com with the name of your athlete and the school they attend and ask for assistance with your user password.

Register My Athlete

Parents. Coaches. Administrators.

Username or Email

Password

Login

Trouble Logging In?

Create Account

[Athletic Training Check in?](#)

Account Recovery

Forgot Email?

Email Recovery

Forgot Password?

Password Reset

Not sure where to start?

Start Account Recovery

Back To Login

Password Recovery

To receive a password recovery link, please provide the account email or cell phone number. You can also try our [Account Recovery](#) module.

Account Email

-OR-

Cell Phone

Cell Carrier

Send Recovery Link

Your school administrator also can reset your password.

Cancel

Click here